

HGN-341 IEC 60320 INLET SOCKET WITH SWITCH, VOLTAGE SELECT AND A FUSE HOLDER, SNAP-IN MOUNT



FEATURES

The HGN-341 power entry module features an IEC Connector, 2-pole on/off switch, a fuse holder that accepts both European 5 x 20mm or N. American 1/4" x 1 1/4" (3AG) fuse, and a voltage selector with four different voltages (110V, 120V, 220V, 240V). The voltage selector is designed to provide a simple means to change transformer primary connections.

These filters are also available for Medical equipment with low leakage current to comply with UL 544 & UL2601.

APPLICATIONS

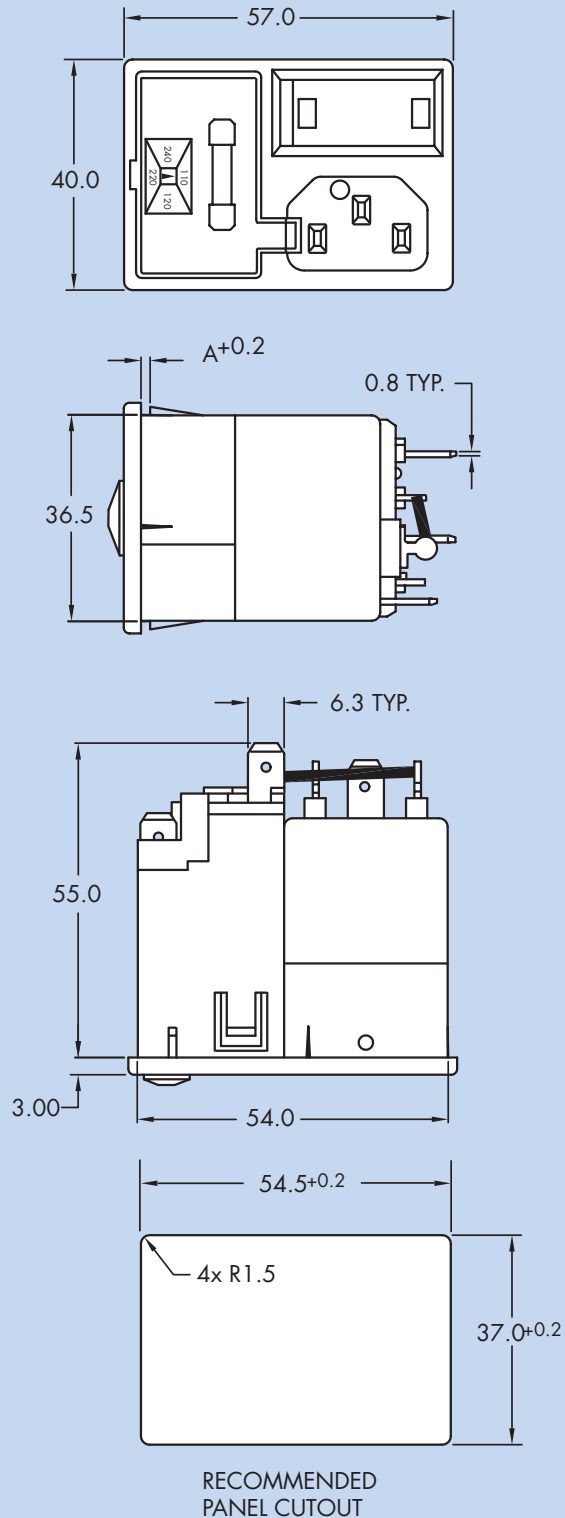
Computer & networking equipment, Measuring & control equipment, Data processing equipment, laboratory instruments, Switching power supplies, other electronic equipment.

TECHNICAL DATA

- Rated Voltage: 125/250VAC
- Rated Current: 1A, 2A, 3A, 4A, 6A,
- Power Line Frequency: 50/60Hz
- Max. Leakage Current each Line to Ground:
 - @ 250VAC 50Hz: 0.5mA, max
 - @ 250VAC 50Hz: 2 μ A*, max
- Hipot Rating (one minute)
 - Line to Ground: 2250VDC
 - Line to Line: 1450VDC
- Temperature Range: -25C to +85C

* Medical application


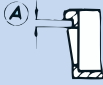
MECHANICAL DIMENSIONS (Unit: mm)



Specifications subject to change without notice. Dimensions (mm). See Appendix A for recommended power cord. See PDI full line catalog for detailed specifications on power cords.

HGN-341 Series Example & Ordering Code

HGN-341 - 1 M - F1 - 150

CURRENT RATING (A): 	= 1 = 2 = 3 = 4 = 6
SCHEMATIC:	STANDARD TYPE = BLANK WITHOUT C(Y); C(X) ONLY = M
TERMINAL:	QUICK CONNECT (6.3 x 0.8) = F1
PANEL THICKNESS*: 	0.06 (1.5MM) = 150 0.062 (1.6MM) = 160 0.08 (2.0MM) = 200

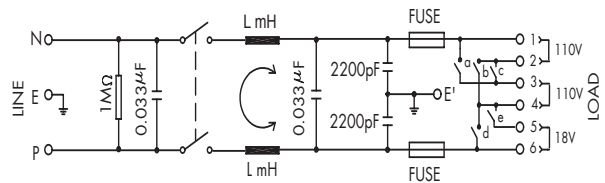
* More panel thickness options are available upon request

Attenuation Tables & Schematics

Non-Medical Applications

Insertion loss in dB (50 Ohm circuit)

L Value	Current Rating	Comm. Mode(L-G) MHz								Diff. mode(L-L) MHz							
		.01	.05	.15	.5	1	5	10	30	.01	.05	.15	.5	1	5	10	30
10.3mA	1A	19	30	40	57	50	50	64	29	9	14	14	45	65	70	60	29
4.6mA	2A	11	25	35	49	49	50	65	30	10	15	16	40	60	70	60	30
2.5mA	3A	5	20	30	41	49	54	60	34	9	14	19	33	54	70	60	33
1.2mA	4A	2	14	21	35	40	50	65	32	9	14	20	20	45	70	60	32
0.8mA	6A	2	10	19	30	34	45	55	35	9	12	19	19	40	70	60	35



Medical Applications

Insertion loss in dB (50 Ohm circuit)

Current Rating	L Value	Comm. Mode(L-G) MHz								Diff. mode(L-L) MHz							
		.01	.05	.15	.5	1	5	10	30	.01	.05	.15	.5	1	5	10	30
1A	10.3mA	22	32	41	51	48	37	31	22	9	11	15	50	67	82	71	37
2A	4.6mA	18	30	38	40	42	36	30	21	9	11	11	42	67	82	75	38
3A	2.5mA	18	28	33	38	38	30	23	18	9	15	14	38	55	82	76	35
4A	1.2mA	10	18	23	30	32	32	30	22	9	13	19	19	44	82	79	40
6A	0.8mA	8	13	19	27	29	29	25	9	18	21	19	47	84	82	50	

